

# Conveyor Model EAC



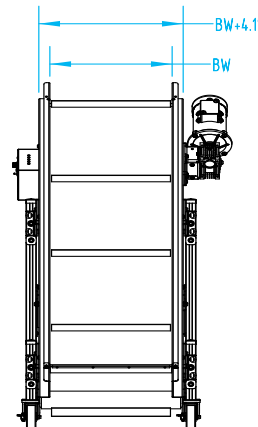
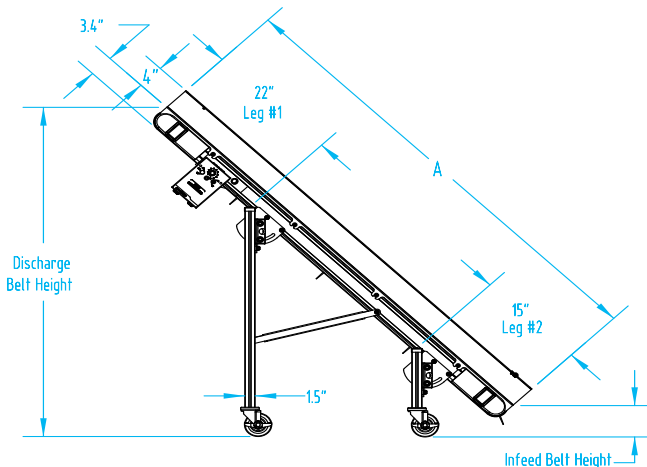
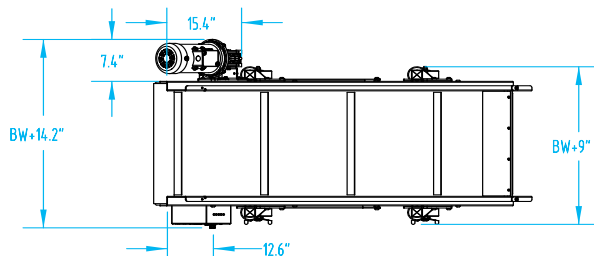
## Extruded Aluminum Frame, Incline Belt Conveyor



### Standard Features

- ✓ Anodized extruded aluminum frame with side channels that accept standard 3/8" hex head bolts/nuts
- ✓ Anodized aluminum side rails 4" high, 90° overlapping the belt 1 1/4" per side
- ✓ Easy adjusting extruded aluminum leg sets with 4" locking swivel castors
- ✓ 1/3 hp 90V DC TEFC motor
- ✓ Gear reducer is sealed and permanently lubricated requiring no service
- ✓ 6-20FPM variable speed drive (12-40 FPM or 21-70 FPM are available at no charge)
- ✓ Timing belt power transmission is enclosed within the conveyor frame
- ✓ 100 lb. maximum load
- ✓ V-guide belt guidance
- ✓ Automatic spring-loaded belt tensioning
- ✓ Laced polyurethane belting, FDA approved material (Endless belting is available at no charge)
- ✓ 175° F belt temperature resistance
- ✓ Units up to 20' long are shipped fully assembled
- ✓ 3 year limited warranty

**Standard belt widths: 6", 12", 18", 24", 30", 36"**  
**Standard Lengths: 3-30', at 1' increments**



4165 Half Acre Rd., Batavia, OH 45103 513.536.2000  
info@milacron.com www.milacron.com



© 2015 Milacron LLC. All Rights Reserved. Mold-Masters® and the Mold-Masters logo are trademarks of Milacron LLC and/or its affiliates Mold-Masters (2007) Limited, DME Company LLC, and Cimcool Fluid Technology (collectively, "Milacron").